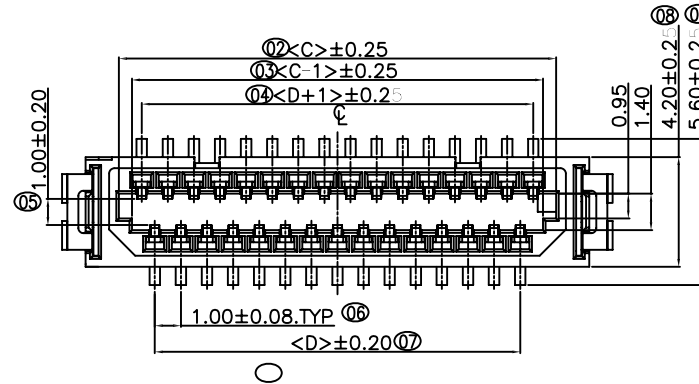
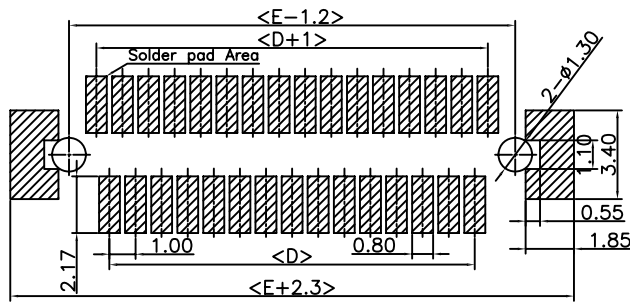


# ROHS REACH

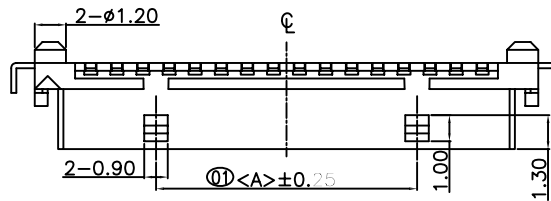
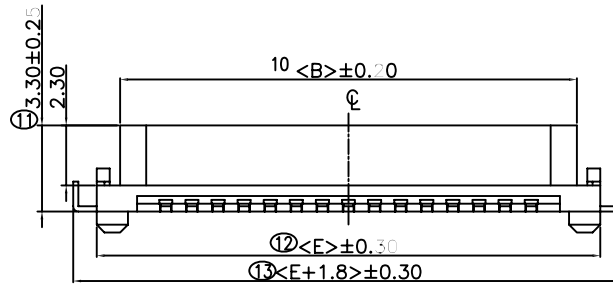
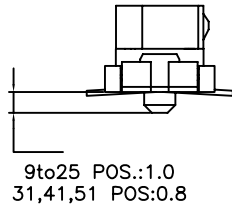
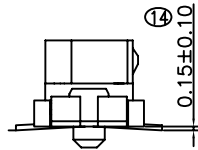
日期版次	日期	变更内容	核 准
REVISION	DATE	DESCRIPTION	APPROVAL

Recommended P.C.B Layout(Top Side)  
P.C.B Thickness = 1.20mm (Tolerance=±0.05)



## NOTES:

CURRENT RATING: 0.5A AC/DC.  
VOLTAGE RATING: 150V AC/DC.  
TEMPERATURE RANGE: -25°C~+85°C.  
CONTACT RESISTANCE: 50mΩ MAX.  
INSULATION RESISTANCE: 500MΩ MIN.  
WITHSTANDING VOLTAGE: 250V AC/MINUTE.



poleSF	part no	diFenSFionSF (FF)				
		A	B	C	D	E
9	B1004VSF-9P	8.30	6.50	5.75	3.00	8.30
11	B1004VSF-11P	9.30	7.50	6.75	4.00	9.30
13	B1004VSF-13P	10.30	8.50	7.75	5.00	10.30
15	B1004VSF-15P	11.30	9.50	8.75	6.00	11.30
17	B1004VSF-17P	3.00	10.50	9.75	7.00	12.30
19	B1004VSF-19P	4.00	11.50	10.75	8.00	13.30
21	B1004VSF-21P	5.00	12.50	11.75	9.00	14.30
23	B1004VSF-23P	6.00	13.50	12.75	10.00	15.30
25	B1004VSF-25P	7.00	14.50	13.75	11.00	16.30
31	B1004VSF-31P	10.00	17.50	16.75	14.00	19.30
41	B1004VSF-41P	15.00	22.50	21.75	19.00	24.30
51	B1004VSF-51P	20.00	27.50	26.75	24.00	29.30

PIN针	*	PHOSPHOR	TIN-PLATED
定位片	2	BRASS	TIN-PLATED
壳体	1	PA6T UL 94V-0	BEIGE
PART NAME	QTY.	MATERIALS	SPEC

REV: A	APPROVE	CHECK	DRAWN
SHEET: 1/1	FENG	ZENG	LIJIAN

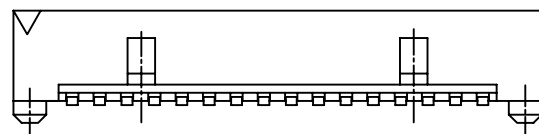
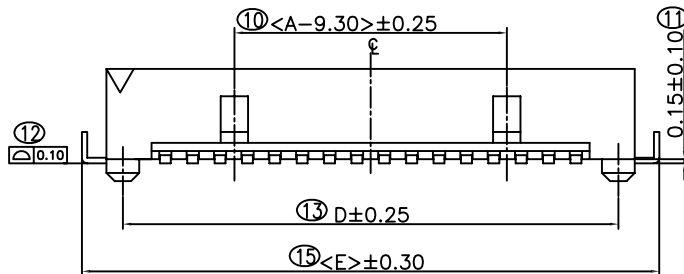
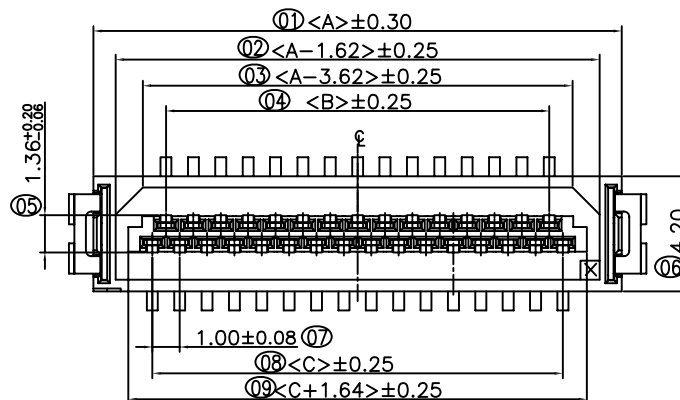
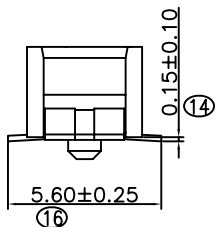
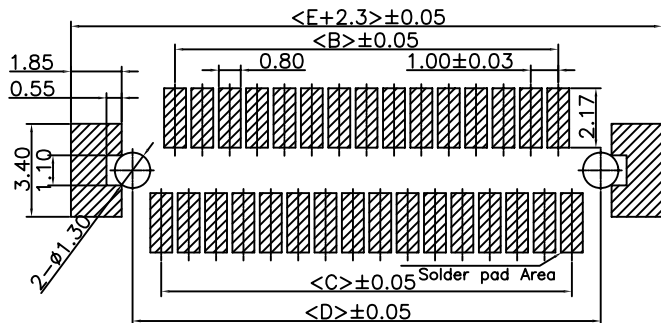
MATERIAL:	GENERAL TOLERANCE	
UNIT: MM	X. ±0.30	X. ° ±2°
SCALE: 3:1	X.X ±0.25	X.X° ±1°
SIZE: A4	X.XX ±0.15	

<b>YSTZ</b> 东莞市轩盟电子科技有限公司
DONGGUAN YSTZ ELECTRONIC TECHNOLOGY CO.,LTD
PART NO: B1004VSF-NP-30C(E)-01
TITLE: DF9 1.0mm Pitch 180° -Smt-Female-Wafer有定位/无定位

# ROHS REACH

日期版次	日期	变更内容	核 准
REVISION	DATE	DESCRIPTION	APPROVALBY

Recommended P.C.B Layout (Top Side)  
P.C.B Thickness = 1.20-1.60mm (Tolerance=±0.05)



无定位片 示意图

NOTES:

CURRENT RATING: 0.5A AC/DC.  
VOLTAGE RATING: 150V AC/DC.  
TEMPERATURE RANGE: -25°C~+85°C.  
CONTACT RESISTANCE: 50mΩ MAX.  
INSULATION RESISTANCE: 500MΩ MIN.  
WITHSTANDING VOLTAGE: 250V AC/MINUTE.

poleSM	part no	dimenSMionSM (mm)				
		A	B	C	D	E
9	B1004VSM-9P	8.30	3.00	4.00	7.10	10.10
11	B1004VSM-11P	9.30	4.00	5.00	8.10	11.10
13	B1004VSM-13P	10.30	5.00	6.00	9.10	12.10
15	B1004VSM-15P	11.30	6.00	7.00	10.10	13.10
17	B1004VSM-17P	12.30	7.00	8.00	11.10	14.10
19	B1004VSM-19P	13.30	8.00	9.00	12.10	15.10
21	B1004VSM-21P	14.30	9.00	10.00	13.10	16.10
23	B1004VSM-23P	15.30	10.00	11.00	14.10	17.10
25	B1004VSM-25P	16.30	11.00	12.00	15.10	18.10
31	B1004VSM-31P	19.30	14.00	15.00	18.10	21.10
41	B1004VSM-41P	24.30	19.00	20.00	23.10	26.10
51	B1004VSM-51P	29.30	24.00	25.00	28.10	31.10

PIN针	*	PHOSPHOR	TIN-PLATED
定位片	2	BRASS	TIN-PLATED
壳体	1	PA6T UL 94V-0	BEIGE
PART NAME	QTY.	MATERIALS	SPEC

REV: A	APPROVE	CHECK	DRAWN
SHEET: 1/1	FENG	ZENG	LIJIAN

MATERIAL:	GENERAL TOLERANCE	
UNIT: MM	X. ±0.30	X. ° ±2°
SCALE: 3:1	X.X ±0.25	X.X° ±1°
SIZE: A4	X.XX ±0.15	

**YSTZ 东莞市轩盟电子科技有限公司**  
DONGGUAN YSTZ ELECTRONIC TECHNOLOGY CO.,LTD

PART NO: B1004VSM-NP-30C(E)-01

TITLE: DF9 1.0mm Pitch 180° -Smt-Male-Wafer有定位/无定位